

THANK YOU FOR YOUR PURCHASE!



Did you know that when you leave feedback on TPT you earn credits towards future purchases?

★★★★★ Extremely satisfied

I truly appreciate your feedback to help my little store grow.

LET'S BE FRIENDS

Access my
Freebie
Library

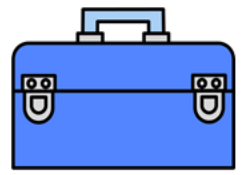
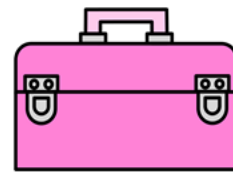

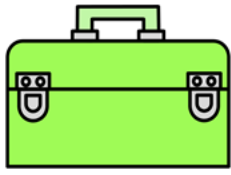
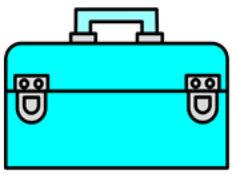


Stay updated on new product announcements (they are 50% off for the first 24 hrs posted!) by following me on TPT, checking out my website, and subscribing to my newsletter.

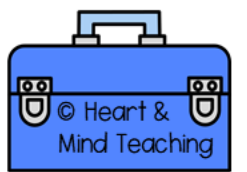
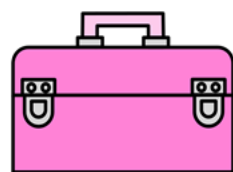
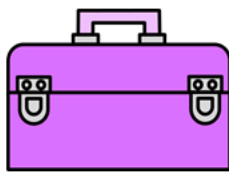
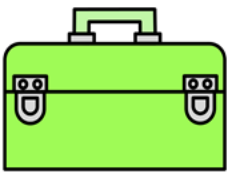



If you have any questions or concerns please email me at:
heartandmindteaching@gmail.com

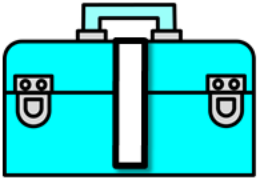
♥
Ashley



BEHAVIOR TOOLBOX Bossy



BEHAVIOR TOOLBOX



Bossy

What it looks like

- *Student likes to tell everyone what to do and how to do it.
- *He/she is often a leader but cannot control the urge to bluntly tell others what to do even when it is not their place to do so.
- *Student is not aware of their bossiness, it's an automatic behavior they exhibit.
- *Student feels that it is her job or responsibility to make sure others get everything done that should be done or that they think should be done.
- *It does not matter the situation or if someone else was assigned the role of leader, this student will assume the role of the boss.
- *Other students may follow this student, but eventually will complain about the bossiness.
- *Student will even attempt to boss adults around, including the teacher.
- *Other students may avoid being put in a group with this student, they might describe this type of behavior as bullying but it is not.

Bossy

BEHAVIOR TOOLBOX



Bossy

What to do

*It is important to counsel this student on their behavior because their behavior can affect the climate of the classroom.

*Talk to the student by pointing out their positive qualities like their leadership traits, explain that you would like for those qualities to show instead of the bossy ones. Clarify that you would like to develop these leadership qualities to be more effective, right now they are not effective because other students do not want to work with someone who is bossy.

*Remind the student to listen to others ideas, this is an important quality of a leader They can do this by encouraging others to speak first and when you are the one speaking, make sure not to talk for more than a minute at a time. Resist the urge to cut off others when speaking or to speak too quickly. When adding to the discussion use polite transitions like "May I add" or "That's a great idea, I was also thinking..." gather the information you need so when you speak it is not just to be the one talking, but speaking with knowledge.

*Another quality of a leader to encourage this student to develop, is to ask group members who are good at various tasks and would like to do them. This is a more approachable technique than simply assigning others tasks.

*Remind the student that they want to be seen as intelligent rather than overly dominant. One way to do this is when another group member is speaking or adds an idea, repeat and validate what they said, for example: "What he just said about.....is great, we could also do or build upon that idea and do this..."

*This student is typically more serious, teaching them the value of laughing at yourself will lead to the student being more likeable.

*Teaching the student responsibility is the most important aspect of being a leader, and being responsible involves being kind, courteous and helpful rather than dictating.

Bossy

BEHAVIOR TOOLBOX



Bossy

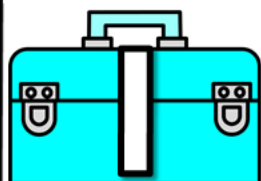
What NOT to do

- *Do not think of this student as a bad person or a bully.
- *Do not embarrass or put down this student.
- *Do not engage in a power struggle with this student.
- *Do not neglect to see the student's positive traits.
- *Do not minimize this student's leadership skills and fail to help them develop those skills.
- *Do not forget that if you want this behavior to change, you cannot simply tell them to stop doing it, you have to teach them to change the behaviors to be what you want them to be.
- *Do not neglect to inform parents of the behaviors you are seeing, usually one or both parents will be quite bossy themselves. Parents take this discussion much smoother if you start by pointing out the positive leadership qualities you see and are working to develop. Mention the traits you're helping the student to improve (give an example- I noticed he/she will take charge of a group right away which is his/her natural tendency to lead, I am working on teaching him/her to lead by asking if others sometimes want to lead the group.

Bossy

BEHAVIOR TOOLBOX

Bossy Quick Guide



What it looks like

- *Student likes to tell everyone what to do and how to do it.
- *He/she is often a leader but cannot control the urge to bluntly tell others what to do even when it is not their place to do so.
- *Student is not aware of their bossiness, it's an automatic behavior they exhibit.
- *Student feels that it is her job or responsibility to make sure others get everything done that should be done or that they think should be done.



What to do

- *It is important to counsel this student on their behavior because it can affect the climate of the classroom.
- *Talk to the student by pointing out their positive qualities like their leadership traits, explain that you would like for those qualities to show instead of the bossy ones. Clarify that you would like to develop these leadership qualities to be more effective, right now they are not effective because other students do not want to work with someone who is bossy.
- *Remind the student to listen to others ideas, this is an important quality of a leader. They can do this by encouraging others to speak first and when you are the one speaking, make sure not to talk for more than a minute at a time. Resist the urge to cut off others when speaking or to speak too quickly. When adding to the discussion use polite transitions like "May I add" or "That's a great idea, I was also thinking..." gather the information you need so when you speak it is not just to be the one talking, but speaking with knowledge.
- *Another quality of a leader to encourage this student to develop, is to ask group members who are good at various tasks and would like to do them. This is a more approachable technique than simply assigning others tasks.
- *Remind the student that they want to be seen as intelligent rather than dominant. One way, is when another member is speaking or adds an idea, repeat and validate what they said.



What NOT to do

- *Do not think of this student as a bad person or a bully.
- *Do not embarrass or put down this student.
- *Do not engage in a power struggle with this student.
- *Do not neglect to see the student's positive traits.
- *Do not minimize this students leadership skills and fail to help them develop them



Bossy

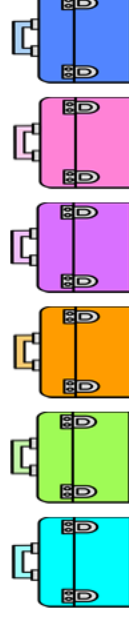
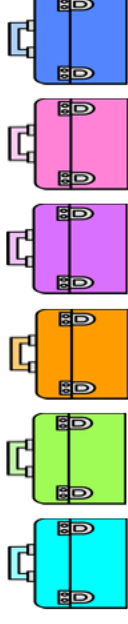
What to do (Cont.)

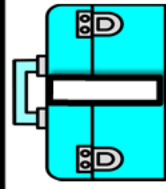
- *Another quality of a leader to encourage this student to develop, is to ask group members who are good at various tasks and would like to do them. This is a more approachable technique than simply assigning others tasks.
- *Remind the student that they want to be seen as intelligent rather than overly dominant. One way to do this is when another group member is speaking or adds an idea, repeat and validate what they said, for example: "what he just said about.....is great, we could also do or build upon that idea and do this...."
- *This student is typically more serious,, teaching them the value of laughing at yourself will lead to the student being more likeable.
- *Teaching the student responsibility is the most important aspect of being a leader, and being responsible involves being kind, courteous and helpful rather than dictating.

"A change in
behavior
begins with a
change in
the heart."

BEHAVIOR TOOLBOX

Bossy





Bossy

What it looks like

- *Student likes to tell everyone what to do and how to do it.
- *He/she is often a leader but cannot control the urge to bluntly tell others what to do even when it is not their place to do so.
- *Student is not aware of their bossiness, it's an automatic behavior they exhibit.
- *Student feels that it is her job or responsibility to make sure others get everything done that should be done or that they think should be done.
- *It does not matter the situation or if someone else was assigned the role of leader, this student will assume the role of the boss.
- *Other students may follow this student, but eventually will complain about the bossiness.
- *Student will even attempt to boss adults around, including the teacher.
- *Other students may avoid being put in a group with this student, they might describe this type of behavior as bullying but it is not.

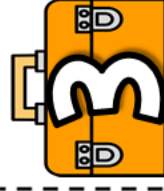


Bossy

What to do

- *It is important to counsel this student on their behavior because their behavior can affect the classroom.
- *Talk to the student by pointing out their positive qualities like their leadership traits, explain that you would like for those qualities to show instead of the bossy ones. Clarify that you would like to develop these leadership qualities to be more effective, right now they are not effective because other students do not want to work with someone bossy.
- *Remind the student to listen to others ideas, this is an important quality of a leader. They can do this by encouraging others to speak first and when you are the one speaking, make sure not to talk for more than a minute at a time. Resist the urge to cut off others when speaking or to speak too quickly. When adding to the discussion use polite transitions like "May I add" or "That's a great idea, I was also thinking..." gather the information you need so when you speak it is not just to be the one talking, but speaking with knowledge.

(Continues on the flap)



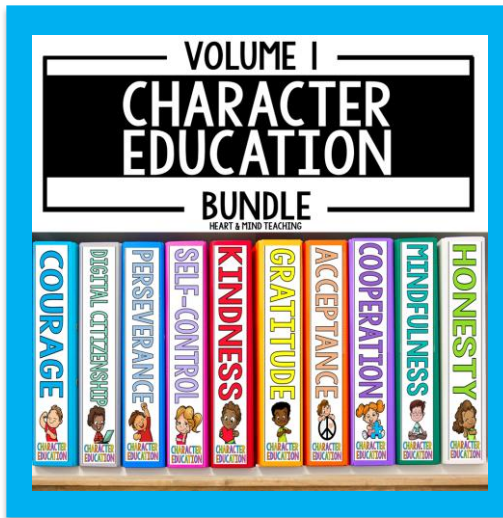
Bossy

What NOT to do

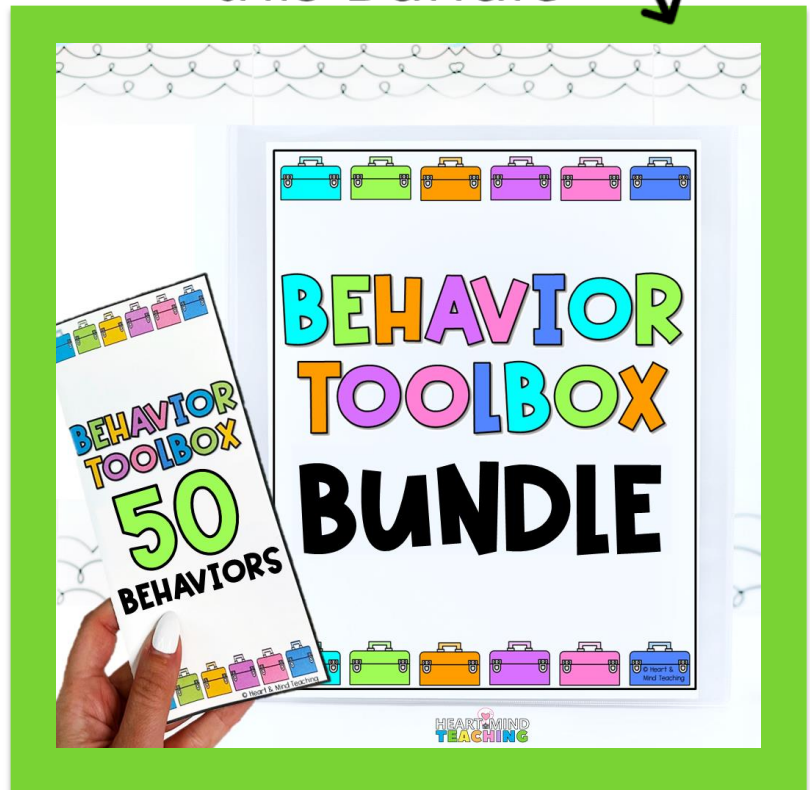

- *Do not think of this student as a bad person or a bully.
- *Do not embarrass or put down this student.
- *Do not engage in a power struggle.
- *Do not neglect to see the student's positive traits.
- *Do not minimize this student's leadership skills and fail to help them develop those skills.
- *Do not forget that if you want this behavior to change, you cannot simply tell them to stop doing it, you have to teach them to change the behaviors to be what you want them to be.
- *Do not neglect to inform parents of the behaviors you are seeing, usually one or both parents will be quite bossy themselves. Parents take this discussion much smoother if you start by pointing out the positive leadership qualities you see and are working to develop. Mention the traits your helping the student to improve (give an example- I noticed he/she will take charge of a group right away which is his/her natural tendency to lead, I am working on teaching him/her to lead by asking if others sometimes want to lead the group.

CHECK THESE OUT

CLICK ON THE PICTURES TO GET A CLOSER LOOK.



This product and **49** others are included in this Bundle →



COUNSELOR
Collab
— with Laura & Ashley —



Would you like to spend less time browsing for resources and lesson planning, and more time serving students? Let Laura from [Music City Counselor](#) and Ashley from [Heart and Mind Teaching](#) do the work for you!

CLICK TO COLLAB

MEMBER Perks

- ♥ Data-driven resources by theme.
- ♥ \$35+ value of ready-to-use materials.
- ♥ Lessons, group curriculums, forms, & activities.
- ♥ Tier 1, 2, and 3 research-based resources.
- ♥ No contracts, cancel anytime.



THANK YOU

FOR SUPPORTING MY LITTLE SHOP.

Hi there! I'm Ashley- a School Counselor, curriculum developer, blogger, and mama to two young boys. I have a passion for creating fun and engaging resources for Counseling and Social Emotional Learning.

LET'S BE FRIENDS

Ashley

Access my
Freebie
Library



FOLLOW FOR EXCLUSIVE SAVINGS

New products are 50% off for 24hrs.

[CLICK HERE](#)

★ HOW CAN YOU EARN TPT CREDITS? When you leave feedback, TpT rewards you with credits that you can use toward future purchases.

ACCESS MY FREEBIE LIBRARY

Join my Newsletter to be informed of all future added freebies.

[I WANT FREEBIES](#)

TERMS OF USE

© Heart and Mind Teaching, 2017, 2024. All rights reserved. Purchase of this item entitles the purchaser the right to reproduce for classroom, personal, and google classroom use only. Use in multiple classrooms, requires the purchase of additional licenses. Redistribution or duplication of this product is strictly forbidden without the written permission of the publisher. Copying any part of this product and placing it on a publicly accessible website is strictly forbidden and is a violation of the Digital Millennium Copyright Act (DMCA). You may post this for single-classroom use on a password protected student site such as google classroom. **You may NOT post my products on any public, for-profit, or commercial websites or entities, such as Outschool.** Please do not sell or distribute any part of this as your own. Thank you for abiding by universally accepted codes of professional ethics while using this product.



If you have any questions or concerns please email me at:

heartandmindteaching@gmail.com

CREDITS

